



PROLESSONS SOFTWARE ENGINEERING COMPANY

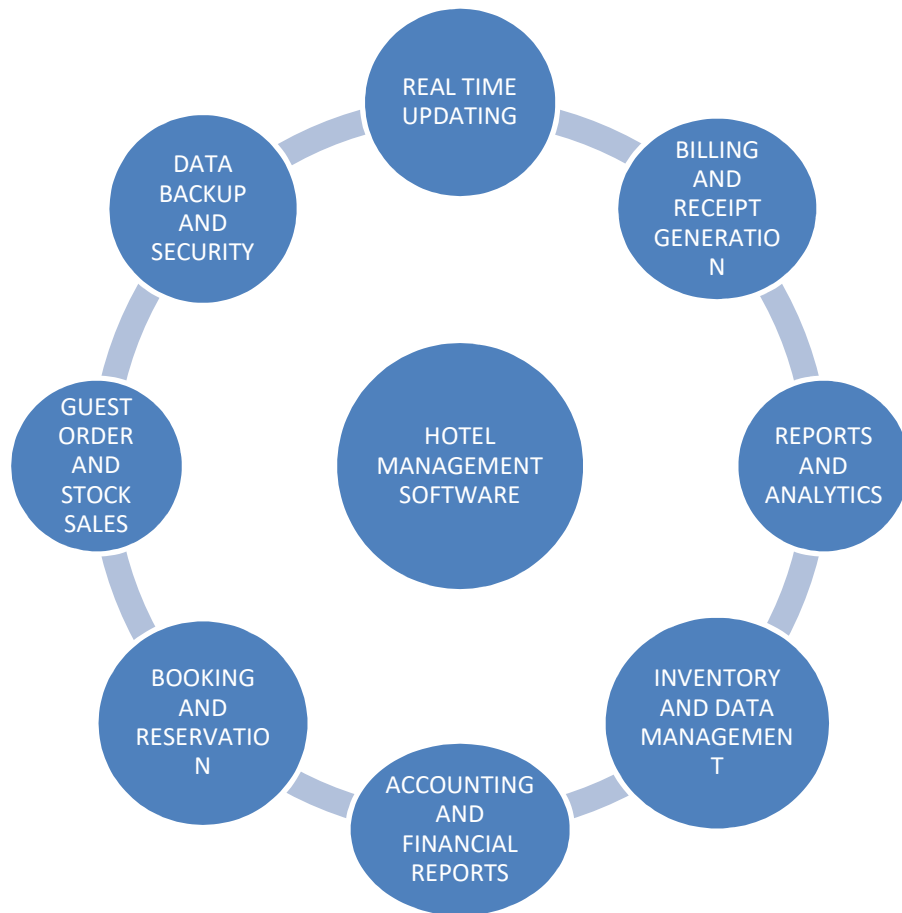
Head Office: Temp Site, Awka, Anambra State.

Phone: 08165155246, 08122303705, 07035797363

Email: info@prolessonstechnology.com

Website: www.prolessonstechnology.com

PROPOSAL TO DEPLOY HOTEL MANAGEMENT/ACCOUNTING SOFTWARE



Prepared By:

Chiemelie Chinedu Emekpo, Senior Software Engineer proLessons Technology.

Description:

proLessons Technology is a Software Engineering company dedicated to providing:

- Research and Development: Software development and Engineering training School.
- Hotel Solutions, Management and Services.
- Supermarket Solutions, Management and Services.
- Hospital Solutions, Management and Services.
- Education Solutions, Management and Services.
- HR Solutions, Management and Services.
- Pharmaceutical Solutions, Management and Services.
- Business Accounting Software.
- Online Exams(CBT)
- Web application design
- Database management
- Other Desktop application designs
- Hotel Booking and Reservation System.
- Account Management System for Schools
- Result Computation and analysis for Schools
- Online Book Store
- Retail/Wholesale Store Management Software
- Point of Sale
- [State Government Schools Portal](#)
- [Portfolio website](#)

Quick review of Hotel Management/Accounting Software

Hotel Management/Accounting Software is a modern tool designed to meet the demands of running a Hotel and all its units and sections which may include restaurant, club and bar. Previously, guests' registration, rooms check in/checkout, stock keeping, rooms reservation and all financial transactions were generally stored in hard-copy form or spreadsheets but the more data grow, the more complex to manage therefore the need for a software of this nature. This provides the speed and accuracy needed for hotels management as it also enables the receptionist, chef, barman, accountant and other members of staff to easily navigate and retrieve the data needed at the moment.

Why our Hotel Management/Accounting Software

- User friendly as it requires no previous accounting knowledge to operate.
- Create different rooms category, payment type and structure
- Keeps record of each guest and amount paid.
- Keeps track of date and time for each financial transaction.
- Creates account for each hotel staff and allows multiple operations with centralized data storage.
- Easy uploading and retrieving of data.
- Real time updating of the amount of money generated from section or unit of the hotel.
- Generate receipt for all payments and financial transactions.
- Easy detection of complete payment, debts, partial payments and debtors,
- Generate Reports that show overall financial status of the hotel.
- More productivity and less time wasted looking for missing items or tracking things by hand.
- Account History and previous payments can easily be tracked.

Summary of Features:

- Data Security and Backups
- Real Time Updating
- Account Organisation
- Receipt Generation
- Security Code Creation
- Payment Notifications
- Report and Analytics
- Inventory and data management
- Booking and reservation
- Guest order and Stock sales
- AutoComplete Search
- Record Keeping
- Calculation accuracy
- Staff/Users Bio-data

Technologies Used:

C# and MSSQL Server

SYSTEM MODULES AND THEIR FUNCTIONALITIES

SYSTEM SECURITY



Fig 1.0 MULTIPLE USERS LOGIN

The User login is the entry point of this application which provides security by restricting unauthorised access to the modules of this software. It is used to track Name, time and date logged in by software users. With this, the Manager will properly monitor workers activities and be the only one authorised to access detailed information on the software.

SYSTEM DASHBOARD

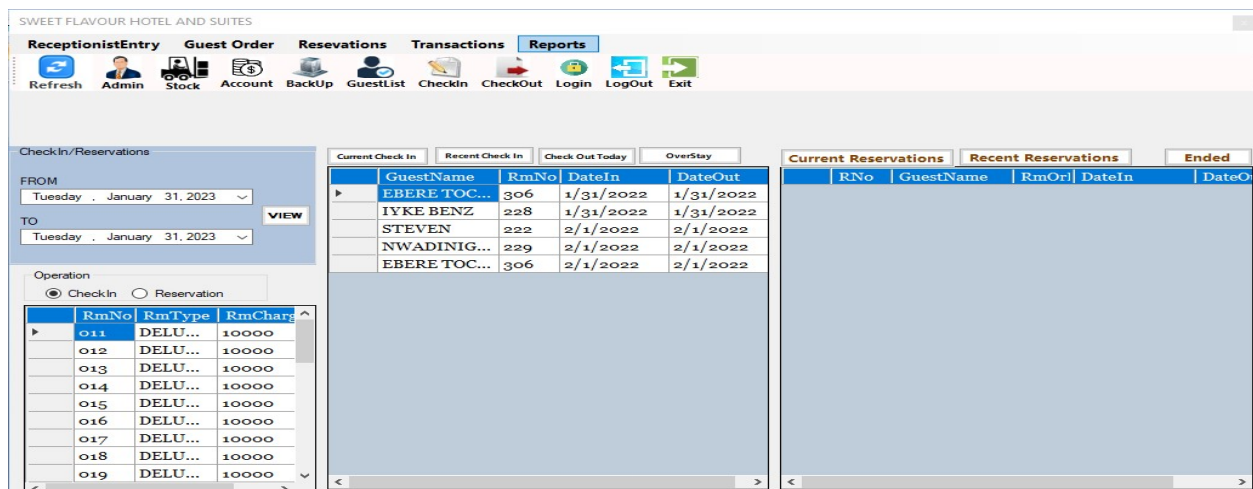


Fig 1.1 Dashboards

This Module is loaded after a successful login. The menu links are activated based on the roles of staff. The receptionist has access to only room booking and reservation while the sales persons have access to only guest order. The manager or admin will have access to all modules of this software. It can be used to monitor to monitor daily, weekly, monthly, quarterly, bi-annual and yearly bookings, reservation and sales. The records displayed can be viewed at a glance as it summaries the most important data of the hotel.

GUEST REGISTRATION MODULE

The screenshot shows a web-based form for guest registration. On the left, there is a cartoon illustration of a hotel employee in a blue uniform with a red collar and a gold hat, waving. Below the illustration is a calendar for January 2023, with the 29th selected. The main form area contains the following fields: Fullname (text input), Gender (radio buttons for Male and Female), Mobile No. (text input), ID Type (dropdown menu with 'National-ID' selected), ID No. (text input), Occupation (text input), and Address (text input). On the right side of the form, there are four buttons: ADD, UPDATE, DELETE, and CLOSE.

Fig 1.2 Guest Registration page


This Module is used to register each guest of the hotel who intends to book a room. Here, you enter the full name, mobile number, gender, address, occupation and ID No. of the guest. This registration will also enhance the hotel's security measure as the ID No. can be used to track the guests in case of any compromise. The data captured here will later be used for Check In as shown in **Fig 1.3**

CHECKIN MODULE

The screenshot shows a web-based form for guest check-in. The form is titled 'Checkin' and has a red 'X' button in the top right corner. It is divided into several sections. The 'Attendant:' section has a 'Name' field and a 'Click on the Button below to Select GuestName' button. The 'Room' section has 'RoomNo.', 'RoomCharge', and 'RoomType' fields, a 'Click on the Button above to Select Empty Room' button, and a green 'Search GuestName and Print Receipt' button. The 'Dates' section has 'Date In:' and 'Date Out:' dropdowns, both set to 'Monday, January 30', and a 'No. of Days' dropdown set to '0'. The 'Payment' section has 'Balance' (0), 'Payment Mode' (TRANSFER), 'GrandTotal', and 'Amount Paid' fields. There are 'CHECK IN' and 'CLEAR' buttons on the right. A 'Vat' field with a percentage sign is also present.

Fig 1.3 Guest Check In Page

This module is used for guest Check In. You select the date in, date out, Room No. and Room Type then enter the amount paid which automatically generates the balance for you if the guest didn't pay in full. From here you can capture each guest by entering their name and the amount they are paying. A receipt is generated at the end of each transaction as seen in **fig 1.4** and record of booking/reservation saved.



SWEET FLAVOR HOTEL AND SUITES
 ADDRESS: UKWULU BY FR EBUBE MOUNSO ROAD

Checkin Receipt

Checkin Date: 01/31/2023 9:54:50 AM CheckOut Date: 1/31/2023 12:00:00 AM

RoomNo: 014 No. Of Days to Lodge: 3

Attendant: Chiemelle Emekpo

Guest Id: 19 GuestName: MATTHEW

Room Charge: 10000 Room Type: DELUXE

VAT: 30000 Vat%: 100

Grand Total: 60000 Amount Paid: 50000

Balance: 10000 Mode Of Payment: TRANSFER

Thanks for your Patronage

Fig 1.4 Printed Receipts

STOCK MANAGEMENT MODULE

COST OF SALES

DEFINE ITEMS CATEGORY MANAGE STOCK

Staff Name Chiemelle Emekpo
 ADD NEW ITEMS

Department [Search By Category](#)
 Bar

Item Category
 Barbecue

Item Name

Item Supplier

Item Unit/Measurement

Quantity(No)
 0

Unit Purchase Price
 0

Total Purchase Price
 0

Unit Sales Price
 0

Additional Stock Qty
 0

SUBMIT UPDATE

DELETE CLEAR

Department	ItemCat	ItemName	ItemSupplier	ItemUnit	Qty	UnitSalesPric	EntryDate	LastUpd.
Bar	Beer	33 export	market	Bottles	-75	400	1/20/2022 5:42 PM	2/1/20...
Bar	Beer	black bullet	market	Bottles	50	1000	1/20/2022 5:48 PM	2/1/20...
Bar	Beer	blue bullet	market	Bottles	23	500	1/20/2022 5:49 PM	2/1/20...
Bar	Beer	budweiser	market	Bottles	18	500	1/20/2022 5:44 PM	2/1/20...
Bar	Beer	gulder	market	Bottles	33	500	1/20/2022 5:45 PM	2/1/20...
Bar	Beer	heineken	market	Bottles	136	600	1/20/2022 5:37 PM	3/29/2...
Bar	Beer	heritage bitter	market	Pieces	197	200	2/1/2022 11:13 AM	2/1/20...
Bar	Beer	hero	market	Bottles	40	400	1/20/2022 5:34 PM	2/1/20...
Bar	Beer	legend	market	Bottles	4	500	1/20/2022 5:37 PM	2/1/20...
Bar	Beer	life	market	Bottles	51	400	1/20/2022 5:34 PM	2/1/20...
Bar	Beer	medium stout	market	Bottles	21	500	1/20/2022 5:42 PM	2/1/20...
Bar	Beer	small stout	market	Bottles	46	350	1/20/2022 5:41 PM	2/1/20...
Bar	Beer	smirnoff ice	market	Bottles	14	400	1/20/2022 5:43 PM	2/1/20...
Bar	Beer	star	market	Bottles	27	400	1/20/2022 5:45 PM	2/1/20...
Bar	Beer	star raddler	market	Bottles	36	400	1/20/2022 5:49 PM	2/1/20...
Bar	Beer	tiger	market	Bottles	59	350	1/20/2022 5:44 PM	2/1/20...
Bar	Beer	trophy beer	market	Bottles	0	400	1/20/2022 5:35 PM	2/1/20...
Bar	Beer	trophy stout	market	Bottles	42	400	1/20/2022 5:44 PM	2/1/20...
Bar	Liquor	18 EIGHTEEN			3	60000	2/1/2022 11:21 AM	2/1/20...
Bar	Liquor	amarula			0	12000	1/20/2022 6:59 PM	1/20/2...
Bar	Liquor	andre			14	7000	1/20/2022 6:59 PM	2/1/20...
Bar	Liquor	best cream			0	8000	1/20/2022 6:57 PM	1/20/2...
Bar	Liquor	black jameson			3	25000	1/20/2022 7:03 PM	2/1/20...
Bar	Liquor	BLACK LABEL			7	20000	2/1/2022 11:30 AM	2/1/20...
Bar	Liquor	BLACK TRAIN			10	7000	2/1/2022 11:31 AM	2/1/20...
Bar	Liquor	campari			6	15000	1/20/2022 6:59 PM	2/1/20...
Bar	Liquor	DOUBLE BLACK			1	0	GC 2/1/2022 11:32 AM	2/1/20...

Fig 1.5 Stock Management Page

This module is used for managing items sold in the hotel. It captures bar items which may include drinks etc. It also captures Mini mart, Restaurant, Barbecue and as many items as possible which are sold in each unit. The quantity of each item reduces on sales and a notification is thrown once the quantity reduces to a certain number. With this Module, you can accurately track your profit and loss. Only the permitted users or admin are allowed to update the stock quantities and monitor sales progress.

GUEST ORDER/SERVICES MODULE

Fig 1.6 Guest Order/Services Page

This module is used to make sales to hotel guest. Payment of other services offered to the guests such as laundry and room services can be made with it. It pulls its data from the stock management module and updates stock by reducing the quantity of items sold. It multiplies the unit sales by quantity of items orders to give an accurate amount of payments to be made. This reduces computation errors and saves the attendant's energy from manual calculations.

It gives room to auto listing and auto searching of items in stock. A receipt is generated at the end of each transaction as seen in **fig 1.7** and record of sales saved.

SWEET FLAVOR HOTEL AND SUITES
ADDRESS: UKWULU BY FR EBUBE MOUNSO ROAD

Order Receipt

GuestId: Transaction Date: 01/31/2023 9:45:54 AM
GuestName: Emelex
Attendant: Chiemelie Emekpo

OrderType	Qty/Vol	Price per Qty/Vol	Total
33 export	2	400	960

TransactionMode: POS Vat: 80
Vat %: 20
Total: 960


Thanks for your Patronage

Fig 1.7 Printed Receipts

EXPENSES MODULE

DefineExpenses
ENTER EXPENSES

Attendant: Chiemelie Enekpó



EXPENDITURE(Operational Cost) ENTRY

SearchByDate

Date
Monday . January 30, 2023

Amount

Expense Type
Electricity

Transaction By
Admin

Department

+ SUBMIT

UPDATE

X CLEAR


DELETE

ExpensesDate	ExpensesType	Amount	TransactionBy	Fullname	Department
1/20/2022	SPICIES AND TRA...	9500	Staff	godwin	
1/21/2022	FISH	14000	Staff	godwin	
1/22/2022	Spieces	8850	Staff	godwin	

Fig 1.8 Expenses Page

This module is used to keep record of expenses incurred in running the hotel which will automatically be summed up and subtracted from the total income. This indicates whether the hotel is making progress or not. This can be shown in the **Account Management** module shown in **fig 1.9**.

Account Management Module



StartDate
Monday . January 30, 2023

EndDate
Monday . January 30, 2023

VIEW

Income from CheckIn
0

Income from GuestOrder
0

Income from Reservation
0

Income from Services
0

TOTAL INCOME
0

TOTAL EXPENSES
0

BALANCE
0

Fig 1.9 Accounts summary

From this module, a summary of all transaction conducted from a certain to another date is generated. The total income from Check In, Guest Order and Services including Reservations are retrieved and balance is generated after expenses are subtracted automatically to know the cash at hand.

Sales Analysis/Account Report Module

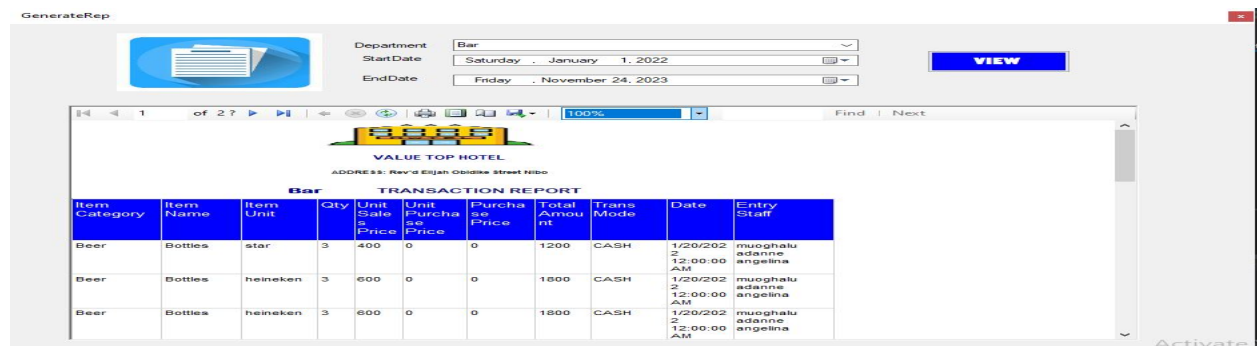


Fig 2.0 Generate Report

The **Sale Analysis/Accounting Module** as shown above is used to analyse sales from all the units of the hotel between dates. For instance, you want to know how much you made from room check in/reservation and guest/services orders from 31 Nov. to 31 Dec. You can also analyse expenses, gain made, least sold items, most sold items, sales report, dormant items and total amount made between dates. A report is generated daily, weekly or monthly and sent to the manager in a pdf or excel format. This will enable the manager or owner to monitor the hotel from any part of the world.

Admin Module

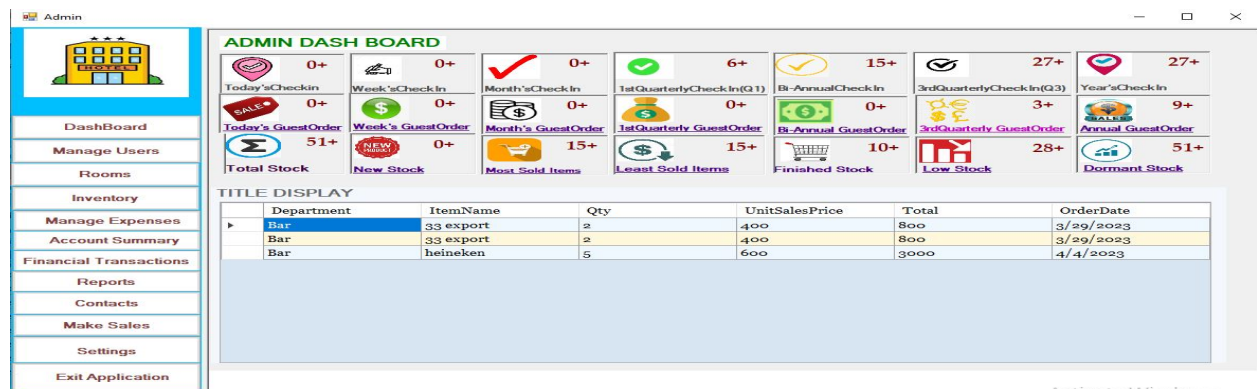


Fig 1.1 Admin Dashboard

This Module is only accessed by the manager/admin. Here, the manager/admin will create an account with which the hotel staff can use to login and assign roles to them too. He can make the settings, backup and restore the hotel data. He can also monitor daily, weekly, monthly, quarterly, bi-annual and yearly sales. Other records like total stock, new stock, finished stock and low stocks are viewed at a glance. The system throws notifications to alert the admin of low stock, and finished stock. The manager can also predict market trends through the tracking of most sold items and least sold items with the graphs attached.

BUSINESS CONSIDERATIONS

- Scalable to accommodate growing and changing usage requirements.
- Equipped to handle digital authorization and controlled access to information using best security and authentication methods. Users are restricted to authorized access level and strict rules are followed.
- Simple and easy to navigate through menus.
- Reduction in cost, time and complexity.

IMPLEMENTATIONS APPROACH AND TIME FRAME

This Hotel Management/Accounting Software is best deployed for a server based computer system where the server controls all the attached clients via intranet connection.

STAFF TRAINING AND PROJECT MANAGEMENT

The staff of your organisation will be trained on how best to use and manage the software by our deployment team to ensure a speedy and smooth implementation.

OUR OFFER

We give 3 – 6 months of free trial. After the period of free trial, full deployment follows if the clients was satisfied and assured of efficiency during the trial stage.

PRICE:

An annual payment of ₦50, 000 – ₦100, 000 depending on the size of data managed.

OUR COMMITMENT

With our team of highly trained, experienced, young and qualified technophiles that have deployed several solutions across the nation, installation, testing and integration is guaranteed at 100% efficiency.

While wishing you a rewarding experience with the company, we look forward to your invitation to practically present the software and concretize the proposal.

Yours faithfully,

proLessons Technology

Chiemelie Emekpo,

Software Engineer